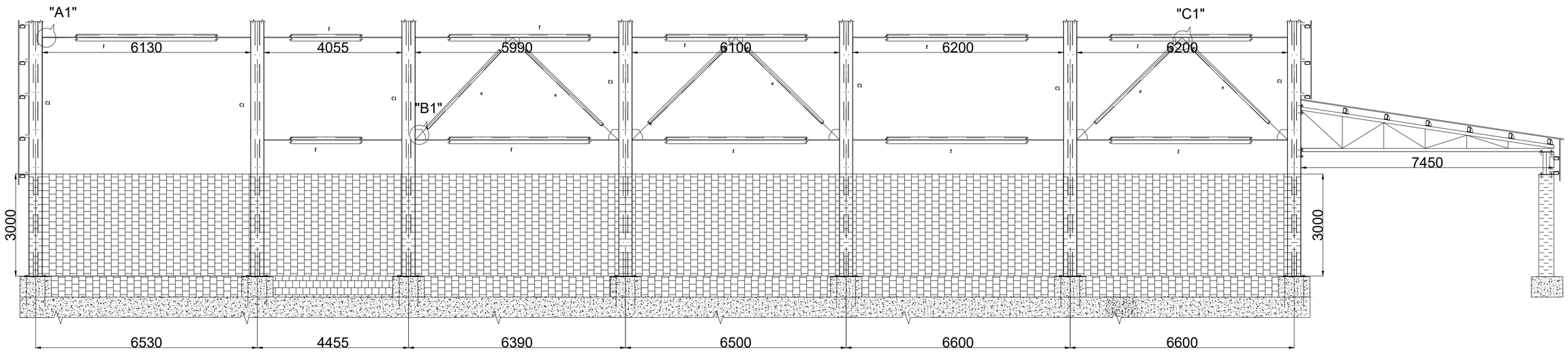

VIEW "A"

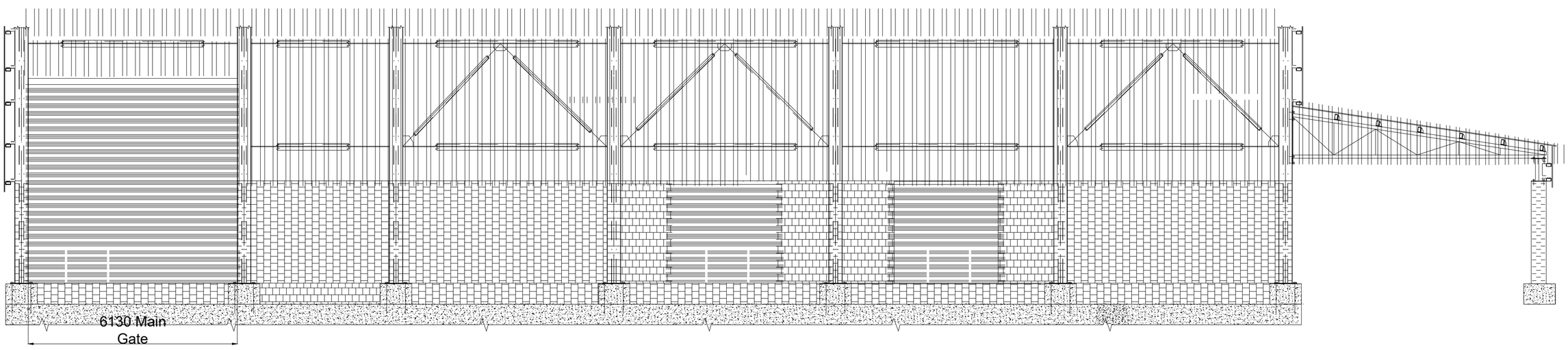

VIEW "A"

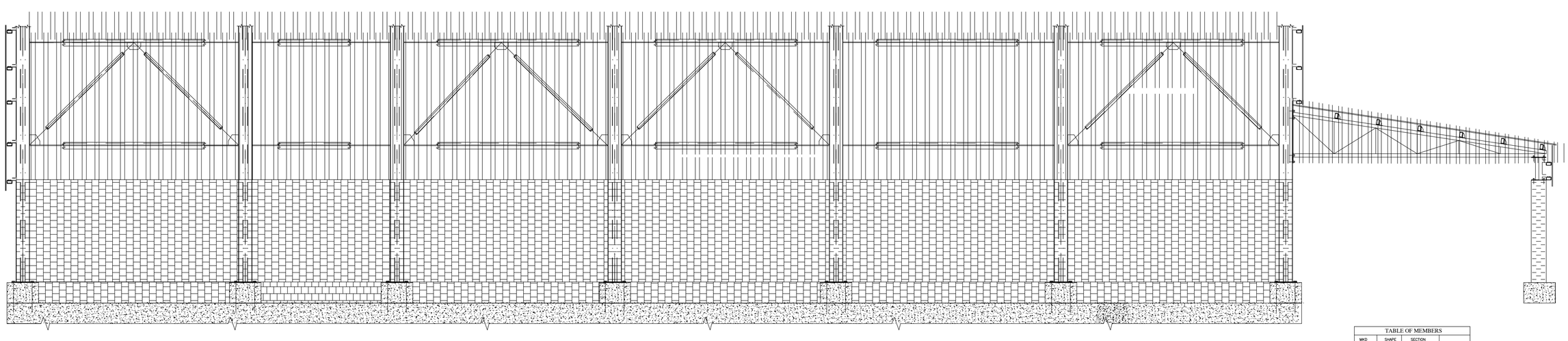

VIEW "C"

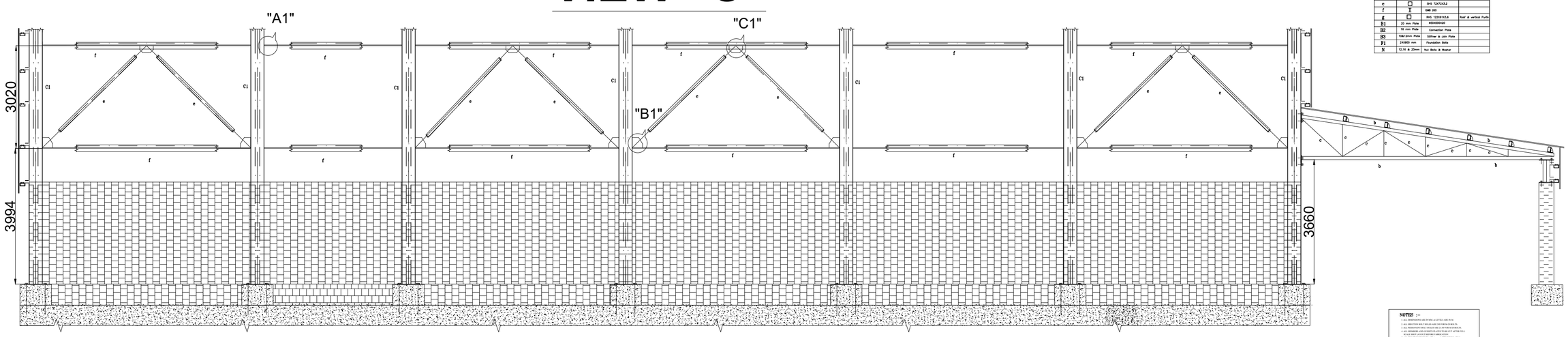

VIEW "C"

TABLE OF MEMBERS

MKD	SHAPE	SECTION	
C1	I	ISMB 400	
C2	I	ISMB 300	
a	□	RHS 122X61X3.2	
b	□	RHS 96X48X3.2	
c	□	RHS 80X40X2.6	
d	□	SHS 100X100X4	
e	□	SHS 72X72X3.2	
f	I	ISMB 200	
g	□	RHS 122X61X3.6	Roof & vertical Purlin
B1	20 mm Plate	650X600X20	
B2	16 mm Plate	Connection Plate	
B3	10&12mm Plate	Stiffner & Join Plate	
F1	24X900 mm	Foundation Bolts	
N	12,16 & 20mm	Nut Bolts & Washer	

NOTES:

1. ALL DIMENSIONS ARE IN MM & LEVELS ARE IN M.
2. ALL DIRECTION BOLT HOLES ARE CWF OR IN SHEETS.
3. ALL PERMANENT BOLT HOLES ARE 21 NO FOR 16 BOLTS.
4. ALL MEMBERS AND GUSSETPLATES TO BE CUT AFTER FULL SCALE SHOP LAYOUT BEFORE FABRICATION.
5. ALL WELDS ARE FILLET WELDS AS PER IS 816-1969 Min.
6. ALL FILLET SHOP WELDS ARE 5 mm & SITE WELDS ARE 6mm.
7. DIRECTION DOUBLE SHOWN THUS
8. PERMANENT DOUBLE SHOWN THUS
9. ALL DIRECTION BOLTS SHALL BE ACTUAL SIZE
10. ALL DIRECTION BOLTS SHALL BE ACTUAL SIZE
11. SERIAL NO. THUS
12. SERIAL NO. THUS

PROJECT.

PROPOSED SHED AT BELDA , THE CLIENT SUBHO ENTERPRICE.

MARKING DRAWING OF TRUSS, COLUMN.

R.E. No.	DRG. NO.	DATE	DRAWN
	CHECKED	CHECKED	

ONE ENGINEERING PVT. LTD.
101- Prabhat Chambers
Phiroje Nagar, Grant Road, Mumbai
Mobile : 9819 6. 9819 Mail Id: